

Meningie Area School News



Principal's report

Friday 19th September 2025

Congratulations to our Show Teams and support crew. It was a wonderful week for our students, staff, volunteers and families. The teamwork by all, under the guidance of Caitlin Reick was amazing and the work was rewarded with impressive results. A message from Mal is below:

Show congratulations from Mal Jurgs:

I had the privilege of judging the Most Professional Show Team for the steer competition last weekend. It was really great to see the schools from our portfolio representing their sites, communities and our region so professionally. I have seen some real growth in the way that our sites are presenting themselves there.

I don't know all of the results, especially from the goat judging, but from what I do know there was some fantastic levels of achievement from sites in the portfolio.

Meningie absolutely carved it up in the steers with plenty of ribbons in both the hoof and hook sections as well as for their handlers. Tintinara did really well in the Led Wether competition with one of their students winning the handlers competition.

But most importantly, from my totally unbiased perspective, was the fact that Meningie won the most professional show team for the steers and Tintinara won it for the wethers.

Winning ribbons for the animals that schools exhibit is great and shows the dedication and work that goes into preparing them, but many of the factors that determine whether you have a potential winner are beyond the control of the teachers at the school and certainly beyond the control of the students in most cases.

However, winning the Most Professional Show Team for any of the competitions is totally within the control of the students. Winning these competitions is about what the students know, what they can do and how they show up, their dispositions if you like.

And if you think that this is a big plug for how agriculture fits into the SA Curriculum and is so important in the context of most of our sites, you are right!

Diary Dates

SEPTEMBER

Fri 19 th	SACA Clinic - Rec – Year 3
Mon 22 nd	SAPSASA Track & Field
Tues 23 rd – Wed 24 th	Aboriginal Stem Conference
Thurs 25 th	SACE Parent Information Night
Fri 26 th	SRC Footy Fever Day Last Day of Term 3

TERM 4

OCTOBER

Mon 13 th	Day 1 Term 4
Wed 22 nd	Choir Murray Bridge
Mon 27 th to Wed 29 th	SAPSASA Girls Football Carnival
Thurs 30 th	Zoo Career Day @ Monarto Yr 11-12
Fri 31 st	World Teachers Day

NOVEMBER

Mon 10 th to Wed 12 th	SAPSASA Tennis
Thurs 13 th	Children's University Graduation
Thur 20 th	Young Environmental Leaders -
Mon 24 th – Wed 26 th	SAPSASA Cricket Carnival
Thurs 27 th	Just 2 Deadly Awards

DECEMBER

Wed 10 th	Swimming Carnival @ Coonalpyn
Fri 12 th	Last Day of School Early Dismissal 2.05pm Buses depart 2.15pm

Congratulations to every teacher, SSO and, of course, student who played any role in the show over the past week. I know it is a huge job and takes it out of you. But I would do it all again in a heartbeat.

And again, my bias might be showing but a special mention to Coomandook who climbed the rankings in the Most Professional Show Team for the steers a huge amount.

2026 planning

We are in the first phase of our 2026 planning which is staffing. I am pleased to announce the following appointments:

Secondary English (and another subject): Alice Wheeler

Special Education/Primary: Melanie Woodward

Primary: Mia McDonald and Sophie Holland.

Melanie and Alice have been with us this year so don't need any introduction. Sophie and Mia have provided an introduction of themselves for this newsletter. We look forward to them joining our team in 2026.

We have two more positions currently being advertised (Secondary Home Economics and/or Technologies and Secondary Mathematics). These will be finalised early Term 3.

The next stage is looking at our secondary pathways that best meet the needs of our cohort. It is important for students and families to attend the information session next Thursday 25/9/25, 5pm to support us plan.

We will then move into class structure and teachers. We aim to have most staffing information out mid Term 4.


Stage 2 Administration, School Community Library development

After a lot of back and forth the concept report has been signed off including the original 90m² community library. I would like to thank Governing Council – in particular Jason Schulz and Mark O'Leary for standing firm on the needs of the community and achieving the outcome for the community library. We also appreciate Adrian Pedrick Member for Hammond for facilitating a meeting for the school and Coorong District Council with the Minister for Education Blair Boyer to discuss the needs for the community.


We are nearing the end of term, and it is timely. We have had some illness on top of it being a very busy time of year. We hope that students, families and staff find time to relax and recharge over the holidays ready for term 4.

Fiona Haselgrove

Fiona.Haselgrove277@schools.sa.edu.au



Meningie Area School



CONTACT US ↓

if your child needs to leave school early

The school requires parents to notify the school if they need to be picked up or leave early.

You can contact the school by:

- ☎ 08 85751106
- 🌐 Community Portal
- ✉ Email Homegroup Teacher (Yr 7-12)
- 📝 Written & signed note

Welcome 2026 New Staff

My name is Sophie, and I am so excited to be joining your school next year. I am currently teaching a Year 2/3 class in the Adelaide Hills, where I have worked for the past three years. Before that, I spent five years at Leigh Creek Area School in the Far North, teaching a range of composite classes across Years R–5. Prior to my time in Leigh Creek, I lived overseas in Copenhagen and worked as a relief teacher at Copenhagen International School.



This year, I made the decision that I wanted to return to country teaching, as it has been one of the most rewarding parts of my career. There is something truly special about working in a country school, and I was drawn to Meningie Area School for its diversity and rich cultural community. I believe diversity is one of the most powerful educational tools we can offer our students, and I value it greatly in my teaching.

Outside of school, I enjoy spending time with friends, reading, and walking my Australian Cattle Dog. She's half red and half blue but looks more like a red heeler, and she'll be celebrating her fourth birthday very soon.

I can't wait to begin this new journey at Meningie Area School and to become part of your wonderful community. I look forward to meeting you all soon!



Hello, my name is Mia McDonald and I am excited to be joining the team at Meningie Area School in 2026. I am currently teaching a Foundation class in the area and have also enjoyed relief teaching across a range of schools and year levels. I am passionate about creating a positive and supportive environment where children can learn, grow in confidence, and experience success.

Outside of school, I love spending time outdoors at the river or beach, and with my family and friends.

I was drawn to Meningie for its welcoming community and the opportunity to work in a school that supports both the wellbeing and growth of every learner. I look forward to getting to know the students, their families, and the wider community.

“Respect in our learning communities”

The Education and Child Services (Barring Notices and Other Protections) Amendment Bill 2024 has now passed the Parliament. This purpose of this bill is to support site leaders and staff keep sites safe by broadening the grounds on which people can be barred from the site, lengthening the period of time people and more. For more information go to: [Respectful learning environments for staff, families, children and young people](#)

Medications

Please ensure that you provide up to date medical information and plans for your child(ren). Staff at schools are not medical staff and cannot administer medication without a medical plan signed by a health professional, for some medications this must be a doctor.

For camps a new signed medical plan must be provided. Please ensure you arrange this in good time to avoid the possibility that your child(ren) cannot attend.

SRC Anti Bully Backpacks

On Thursday 4th September the SRC organised for classes to buddy up and create "Anti Bully Backpacks."

- Rec/1 went with Yr 10/11/12
- Yr 1½ went with Yr 5/6
- Yr 3 went with Yr 7
- Yr 4/5 went with Yr 8/9

Firstly, we watch the PowerPoint created by senior SRC's which explained all about bullying



[Be a friend not a bully 1.pdf](#)

Then we worked with our buddy to create an "Anti-Bully Backpack"





what could you say
stop
that's not okay
that's not nice
that's disrespectful
im telling a teacher

social bullying:
when they intend to damage there social standing or in relationships

verbal bullying:
name calling laugh at people when they are hurt

physical bullying:
is where someone is physical touches you to hurt you and make you feel upset and sad

cyber bullying:
when someone is sending mean messages to someone or putting mean stuff up on social media

What is bullying:
people being mean to someone repeatedly.

strategies:
ignore people
stand up for yourself & others
tell a trusted adult
try to be confident
tell them to stop

KINDNESS

IT'S COOL TO BE KIND

Hugo, Sabaal, Matt

Anti bullying backpack

What is bullying?

Felicity - It is being mean to someone

-Talking mean about some to some else.

Angus - laughing at someone

-not letting someone join in

What can you do to stop bullying?

Felicity - Put your thumbs down

Angus - Go away and tell a teacher

What a some stratigies to say?

Felicity - say stop it i dont like it

Angus - stop thats no nice walk away go home



ANTIBULLYING BACKPACK

NAMES: Elvie, Isla and Lyla

WHAT IS BULLYING?

HURTING OR TEASING SOMEONE, BEING MEAN OR SAYING MEAN THINGS, PUNCHING OR TOUCHING SOMEONE WITHOUT THEM SAYING YOU CAN,

WHAT CAN YOU DO TO STOP BULLYING?

TELL THE TEACHER OR ADULTS, TELLING THEM TO STOP AND IF THEY DO NOT STOP GO TO AN ADULT, TRY TO RUN AWAY FROM THEM, TELL YOUR PARENTS WHEN YOU GET HOME, WALK AWAY, IGNORE THEM,

WHAT ARE SOME THINGS YOU COULD SAY IF SOMONE IS BULLYING YOU?

STOP IT, STOP IT I DONT LIKE IT, TELL THEM TO GO AWAY OR LEAVE YOU ALONE, GO AWAY PLEASE, IGNORE THEM,



Meningie
Area School

Support your favourite footy team!

Friday Week 10 26th of September



Wear any footy colours or merch of your favorite team!

There will also be fun activities being held on the day to support mental health!

On the last day of school this term the SRC will have a sausage sizzle and fun activities between recess and lunch. The activities will be mindful activities that support positive mental health.

Enterprise Products



Some unsold students' items from Enterprise Expo have been moved to CCI for sale. If you missed out pop in and check them out.

Year 8 – 10 STEM

In STEM this term we are looking at biotechnology. We have been investigating DNA and its structure. To do this, we created three different model representations, one using origami, one was cut and stick, and the other used food. The origami model, showed the supercoil really well and how the strands can be compacted, but it was difficult to see the deoxyribose and the double helix structure. The cut and stick model showed the deoxyribose strands really well, but didn't create the helical structure very well. The edible model showed the parts really well and was useful because we had to match up the different bases ourselves. It didn't have the helix, although it was good to eat afterwards. All of the models had their good features and their not so good features.



Crisis Point Registrations are OPEN!

Registrations are now open for Crisis Point 2025: Pop Culture & Propaganda

Years 7 - 12

Duration: 10am - 4pm

Sunday September 28th - Flinders University City Campus

Crisis Point is a fun and engaging single day event built around our Interactive Problem Solving (IPS) Activities. Delegates will experience the complexities of diplomacy and negotiation as they try to resolve a fictional Crisis (or Crises!). This year's crisis point will start with a workshop then have two simulations where students manage problems with a longer-term view and scale up from domestic to international politics. Crisis Point involves goal-planning, action management, and adapting to other countries in the simulation, all in the environment of an international incident! Sign up and experience leading a country through your very own crisis!

Catering is provided. The cost to attend is \$25 per person. Your place will not be confirmed until we have received payment.

Please contact sacompetitions@unyouth.org.au if you have any questions.

[Crisis Point Registration Form](#)

Ngarrindjeri language presented at international and state conferences

Rita Lindsay, Ngarrindjeri Language Instructor, Meningie Area School



I have recently had the opportunity to present Ngarrindjeri language work at several conferences. I have also participated in presentations for key stakeholders, including First Languages Australia. The success of the Meningie Area School, Ngarrindjeri Language Program and student work were highlighted within the presentations.

I was invited by the Australian Curriculum, Assessment and Reporting Authority (ACARA) to co-present at the 25th AFMLTA International Languages Conference in Adelaide, 11th – 13th of July 2025. AFMLTA is the Australian Federation of Modern Language Teachers Associations. I co-presented with Alison von Dietze, Curriculum specialist, Languages, ACARA for the Version 9.0 Framework for Aboriginal Languages and Torres Strait Islander Languages. As a curriculum writer, I contributed to the Australian Curriculum, Assessment and Reporting Authority Review of Version 9.0 Framework for Aboriginal Languages and Torres Strait Islander Languages.

From Tuesday 26th-Friday 29th of August, I attended and presented at the International PULiMA 2025 Indigenous Languages & Technology Conference in Darwin. I received the invitation to present from the Department for Education.

I also attended the DAWN Forum, which was held from Monday 1st-Tuesday 2nd of September 2025. I was invited by the Aboriginal Workforce Initiatives Team, Department for Education to present work on the Ngarrindjeri language at the event as part of the Spotlight Series. DAWN is the Department's Aboriginal Workforce Network.

I thoroughly enjoyed participating in and presenting at the international and state conferences. I have gained a wealth of knowledge, skills and experience from each conference. Attending the events and engaging with other language specialists from around the state, nationally and internationally has strengthened my professional networks and has enhanced my practice.

It was an amazing feeling to be surrounded by language specialists from around the nation and across the world who are passionate and committed to the continuity of First Nations languages. The conferences and experiences were valuable cultural and educational opportunities and has enhanced my professional development. The events were insightful, informative, engaging and inspirational. I look forward to assisting in the maintenance, revival and continuity of Ngarrindjeri language and culture.



Fairy Bread

Ingredients

- Butter
- TWO slices of Bread
- sprinkles
- a knife
- a plate

Method

- Step 1 Grab two slices of Fresh Bread
- Step 2 Grab the Butter and a knife
- Step 3 Grab a plate and grab some sprinkles
- Step 4 Grab the Bread and Butter
- Step 5 Spread the Butter on the bread
- Step 6 Spread the Butter on the bread
- Step 7 Spread the Butter on the bread
- Step 8 Spread the Butter on the bread
- Step 9 Spread the Butter on the bread
- Step 10 Spread the Butter on the bread
- Step 11 Spread the Butter on the bread
- Step 12 Spread the Butter on the bread
- Step 13 Spread the Butter on the bread
- Step 14 Spread the Butter on the bread
- Step 15 Spread the Butter on the bread
- Step 16 Spread the Butter on the bread
- Step 17 Spread the Butter on the bread
- Step 18 Spread the Butter on the bread
- Step 19 Spread the Butter on the bread
- Step 20 Spread the Butter on the bread
- Step 21 Spread the Butter on the bread
- Step 22 Spread the Butter on the bread
- Step 23 Spread the Butter on the bread
- Step 24 Spread the Butter on the bread
- Step 25 Spread the Butter on the bread
- Step 26 Spread the Butter on the bread
- Step 27 Spread the Butter on the bread
- Step 28 Spread the Butter on the bread
- Step 29 Spread the Butter on the bread
- Step 30 Spread the Butter on the bread
- Step 31 Spread the Butter on the bread
- Step 32 Spread the Butter on the bread
- Step 33 Spread the Butter on the bread
- Step 34 Spread the Butter on the bread
- Step 35 Spread the Butter on the bread
- Step 36 Spread the Butter on the bread
- Step 37 Spread the Butter on the bread
- Step 38 Spread the Butter on the bread
- Step 39 Spread the Butter on the bread
- Step 40 Spread the Butter on the bread
- Step 41 Spread the Butter on the bread
- Step 42 Spread the Butter on the bread
- Step 43 Spread the Butter on the bread
- Step 44 Spread the Butter on the bread
- Step 45 Spread the Butter on the bread
- Step 46 Spread the Butter on the bread
- Step 47 Spread the Butter on the bread
- Step 48 Spread the Butter on the bread
- Step 49 Spread the Butter on the bread
- Step 50 Spread the Butter on the bread
- Step 51 Spread the Butter on the bread
- Step 52 Spread the Butter on the bread
- Step 53 Spread the Butter on the bread
- Step 54 Spread the Butter on the bread
- Step 55 Spread the Butter on the bread
- Step 56 Spread the Butter on the bread
- Step 57 Spread the Butter on the bread
- Step 58 Spread the Butter on the bread
- Step 59 Spread the Butter on the bread
- Step 60 Spread the Butter on the bread
- Step 61 Spread the Butter on the bread
- Step 62 Spread the Butter on the bread
- Step 63 Spread the Butter on the bread
- Step 64 Spread the Butter on the bread
- Step 65 Spread the Butter on the bread
- Step 66 Spread the Butter on the bread
- Step 67 Spread the Butter on the bread
- Step 68 Spread the Butter on the bread
- Step 69 Spread the Butter on the bread
- Step 70 Spread the Butter on the bread
- Step 71 Spread the Butter on the bread
- Step 72 Spread the Butter on the bread
- Step 73 Spread the Butter on the bread
- Step 74 Spread the Butter on the bread
- Step 75 Spread the Butter on the bread
- Step 76 Spread the Butter on the bread
- Step 77 Spread the Butter on the bread
- Step 78 Spread the Butter on the bread
- Step 79 Spread the Butter on the bread
- Step 80 Spread the Butter on the bread
- Step 81 Spread the Butter on the bread
- Step 82 Spread the Butter on the bread
- Step 83 Spread the Butter on the bread
- Step 84 Spread the Butter on the bread
- Step 85 Spread the Butter on the bread
- Step 86 Spread the Butter on the bread
- Step 87 Spread the Butter on the bread
- Step 88 Spread the Butter on the bread
- Step 89 Spread the Butter on the bread
- Step 90 Spread the Butter on the bread
- Step 91 Spread the Butter on the bread
- Step 92 Spread the Butter on the bread
- Step 93 Spread the Butter on the bread
- Step 94 Spread the Butter on the bread
- Step 95 Spread the Butter on the bread
- Step 96 Spread the Butter on the bread
- Step 97 Spread the Butter on the bread
- Step 98 Spread the Butter on the bread
- Step 99 Spread the Butter on the bread
- Step 100 Spread the Butter on the bread



Procedure text written by the Year 1/2 class outlining the steps of making fairy bread.

Ingredients	Equipment
100g of Butter	A knife and a plate and a table cloth and a board
100g of Sprinkles	
100g of Bread	

Method

I you will need to go the
 1. Grab 2 slices of
 bread and put the bread
 on a table cloth and
 2. Grab a knife and
 3. Grab a plate and
 4. Put sprinkles on one
 slice of bread and
 5. Put the other slice of bread on top of the first slice and press down.



Laying Hens

READY NOW

PHONE THE FRONT OFFICE TO
 ARRANGE COLLECTION
 8575 1106

\$35 each



Meningie Area School - 0750		
Notice of Materials and Services Charges for 2026		
Notice of Charges for Reception - Year 6		
HEADING	ITEMS AND SERVICES	COST (\$)
Printed and electronic materials related to the educational program and which are provided for the student	Workbooks	\$22.00
	Text Book Hire / E-Book Access	\$0.00
	Photocopied Material	\$29.00
	SUBTOTAL (ZPREM)	\$45.00
Stationery items that are provided for the student	Stationery Items	\$36.00
	Other (please Specify)	\$0.00
	Other (please Specify)	\$0.00
	SUBTOTAL (ZSTAT)	\$36.00
Materials and Services that are provided by the school for the student to consume or use the materials or take ownership of a finished article produced by the student with the materials	Access to Student Information Technology	\$76.00
	Access to Machinery	\$0.00
	Access to Equipment	\$22.00
	Curriculum/Subject Supplies and Services	\$108.00
	Other (please Specify)	\$0.00
	Other (please Specify)	\$0.00
	SUBTOTAL (ZACMS)	\$198.00
Materials for inclusion in the school library and to enable use by the student	Library resources including access to borrowing library resources	\$27.00
	SUBTOTAL (ZACLI)	\$27.00
Total Materials and Services Charge (excluding Subject Charges)		\$306.00

These subject charges are in addition to the Materials and Services Charge above for those students undertaking the following subjects:

Subject Description	Cost (\$)
	\$0.00
	\$0.00
	\$0.00
	\$0.00
	\$0.00

FINANCE - School M & S Fees Final Notices

School Fees were payable by the end of Term 1. Final Notices and Statements have been sent out payable in 30 days.

If you would like to pay via direct debit, this can be fortnightly or weekly from your bank account, forms are available at the front office.

If eligible, applications can still be made for school card. Please contact the front office if a paper copy is required, or apply online at <https://www.sa.gov.au/topics/education-and-learning/financial-help-scholarships-and-grants/school-card-scheme>.

Invoices for Non-returned Laptops and Library books will be credited once the item has been returned, or payment is required so that replacements can be purchased.

Any Queries, please contact Laurie Vermeeren 8575 1106

or via email DL.0750.finance@schools.sa.edu.au

2026 Materials & Services Charges.

The M&S charges will be discussed at the next Governing Council Meeting Monday 27th October at 7:30pm. All parents, caregivers and independent students are invited to attend this meeting to discuss the M&S charge. You can express your views in writing to the chairperson Mark O'Leary mark@spencedixandco.com.au rather than attending the meeting.



Meningie Area School - 0750		
Notice of Materials and Services Charges for 2026		
Notice of Charges for Years 7 - 12		
HEADING	ITEMS AND SERVICES	COST (\$)
Printed and electronic materials related to the educational program and which are provided for the student	Workbooks	\$24.00
	Text Book Hire / E-Book Access	\$0.00
	Photocopied Material	\$24.00
	SUBTOTAL (ZPREM)	\$48.00
Stationery items that are provided for the student	Stationery Items	\$30.00
	Other (please Specify)	\$0.00
	Other (please Specify)	\$0.00
	SUBTOTAL (ZSTAT)	\$30.00
Materials and Services that are provided by the school for the student to consume or use the materials or take ownership of a finished article produced by the student with the materials	Access to Student Information Technology	\$52.00
	Access to Machinery	\$19.00
	Access to Equipment	\$22.00
	Curriculum/Subject Supplies and Services	\$208.00
	Other (please Specify)	\$0.00
	Other (please Specify)	\$0.00
	SUBTOTAL (ZACMS)	\$298.00
Materials for inclusion in the school library and to enable use by the student	Library resources including access to borrowing library resources	\$27.00
	SUBTOTAL (ZACLI)	\$27.00
Total Materials and Services Charge (excluding Subject Charges)		\$403.00

These subject charges are in addition to the Materials and Services Charge above for those students undertaking the following subjects:

Subject Description	Cost (\$)
	\$0.00
	\$0.00
	\$0.00
	\$0.00
	\$0.00





THURS
9 Oct 2025

BUILD YOUR OWN SHUFFLEBOT

Build a shufflebot and then race it around the library.
Whose bot will be the fastest?
Whose bot will make it through the maze?
8+, parental supervision essential due to the use of cell batteries

- ✓ Beginner robotics
- ✓ Bookings Essential
- ✓ School holiday fun



Session 1 - 1pm to 2pm or
Session 2 - 2pm to 3pm

BOOKINGS Ph 8575 1681 or email meningie.library@gmail.com







Australian Government mobile service centres

Serving regional Australia

Visit the mobile service centre to find out about Australian Government payments and services for rural families, older Australians, students, job seekers, people with disability, carers, farmers and self-employed people. We can also help veterans and their families connect to the Department of Veterans' Affairs phone line and online services. Staff can provide you with information and support. They can also help you create a myGov account. myGov is a simple and secure way to access government services online.

Wednesday, 1 October 2025

9 am to 3 pm

Near Lions Jubilee Park, Princes Highway

MENINGIE

 For more information, go to servicesaustralia.gov.au/mobileoffice



SECONDARY INFORMATION NIGHT SUBJECTS, SACE & PATHWAYS

Thursday 25th September at 5.00pm
MAS - Room K12

Parents/families and students of current **Year 9 - Year 11** are invited to attend our information night. Hear what is being offered in **2026**.

All notes presented at the meeting will be provided to parents and students unable to attend.



RSVP on EdSmart Form with number of guests attending

**RACHEL NEUMANN
SECONDARY AP**

**Snap it.
Share it.
Win it!**



Enter your photo of our region for a chance to win some great prizes and show off your skills.

If you're aged 25 and under get out and get snapping!



Scan QR code to enter the competition

LANDSCAPE
SOUTH AUSTRALIA

Photo Competition

The Murraylands and Riverland Landscape Board want to see our region through young people's eyes and find out what you think is important!

If you're old enough to use a camera, and up to the age of 25, they're calling on you to show them what matters most through photography – such as:

- o A river or wetland
- o Native animals or plants
- o Bushland
- o People at work or play

This is your chance to showcase the places, people and moments that tell the story of our region.

Your photo could be featured in the updated Regional Landscape Plan 2026-2031 – plus there are some awesome prizes up for grabs!

Enter at www.flow.landscape.sa.gov.au/26-31-regional-landscape-plan

Monday, September 29th



Collage making

Tuesday, September 30th



STEM Activities

Wednesday, October 1st



Sewing day

Thursday, October 2nd



Wood work

Friday, October 3rd



Minute to win it games

**TERM 3
OSHC SCHOOL HOLIDAY
PROGRAM**

Lake Albert

Monday, October 6th

**PUBLIC
HOLIDAY**

Tuesday, October 7th



Baking

Wednesday, October 8th



Origami

Thursday, October 9th



String art and paper mache

Friday, October 10th



Making creations out of clay

Lake Albert

Mount Barker Medicare Mental Health Centre

Advice and support when you're down, stressed or overwhelmed.

Unit 9/2 Cameron Road, Mount Barker
Phone 1800 595 212

Free services, no appointment necessary, no Medicare card needed. Just walk in.

For people over 18 years

Monday-Wednesday: 9am – 7pm,

Thursday-Friday: 9am-9pm

Saturday-Sunday and public holidays: 12pm-8pm

[Mount Barker Medicare Mental Health Centre](#) | [Medicare Mental Health](#)

FREE EVENT

Build Your Own Terrarium

KAROONDA SCHOOL COMMUNITY LIBRARY
TUESDAY 30TH SEPTEMBER 2025
11AM - 12PM

Join us in creating your very own miniature garden.



Bookings Required
Scan QR code or go to:
<https://www.trybooking.com/DENEA>

Children must be accompanied by an adult at all times



FOR FURTHER INFORMATION CONTACT
Committee for Children Team
Taillem Bend Community Centre
141 Railway Terrace Taillem Bend
P: 8572 3515 E: c.team@tbcc.org.au W: www.tbcc.org.au

Funded by Australian Government Department of Social Services and delivered by Taillem Bend Community Centre



Blue Light
SOUTH AUSTRALIA

MANNUM Roller Disco

TUES 30 SEPTEMBER 2025

11 AM TO 1 PM

VENUE - MANNUM LEISURE CENTRE BASKETBALL STADIUM 51 ADELAIDE ROAD, MANNUM

COST - \$5
BOOKINGS VIA BLUE LIGHT WEBSITE WWW.BLUELIGHTSA.ORG/EVENTS

SKATE HIRE INCLUDED IN ENTRY FEE IF YOU DON'T OWN ROLLER SKATES

7-17 YEARS

PRE-ORDERED HOT LUNCH AND CATERING FOOD PACKAGES AVAILABLE ONLINE

PRIZES TO WIN!

SOUTH AUSTRALIA POLICE **Government of South Australia** **Mannum Leisure Centre**

FREE EVENT



JOIN US AT THE
OLD TAILLEM TOWN PIONEER VILLAGE
VISITING THE DAYS OF OLD

Tuesday 7th October 2025
Free entry between 10am and 11am

LIMITED TICKETS AVAILABLE
BOOKINGS ARE ESSENTIAL

Children must be accompanied by an adult at all times



Scan QR code or go to:
<https://www.trybooking.com/DDQOK>

FOR FURTHER INFORMATION CONTACT
Committee for Children Team Taillem Bend Community Centre
141 Railway Terrace Taillem Bend
P: 8572 3515 E: c.team@tbcc.org.au W: www.tbcc.org.au
Funded by Australian Government Department of Social Services and delivered by Taillem Bend Community Centre

Meningie School Community Library

*Every Thursday
Knit & Yarn 3pm - 4 pm
during school term
Chair Yoga ~ 4pm - 4.45pm
Techelp ~ 5pm - 6pm
All welcome ~ Bookings preferred*




*Book Discussion Group held on the
2nd Wednesday Monthly*

2pm til 4pm

*New members always welcome!
September 2025*

Book of the Month

The Midnight Library by Matt Haig



**Watercolour workshop
October school holiday activity**

Wednesday 1st October 2025

1pm - 2pm Watercolour Class

Watercolour for school aged children Aged 8+, Must be accompanied by adult. All materials supplied, Maximum of 8 participants.

Bookings essential. 08 8575 1681 or meningie.library@gmail.com

LIBRARY HOURS

OPEN Mon to Fri 8.30am to 4pm OPEN Thursday 8.30am - 6pm

Closed 12-12.30 for lunch

Closed Public Holidays and Mondays in school holidays